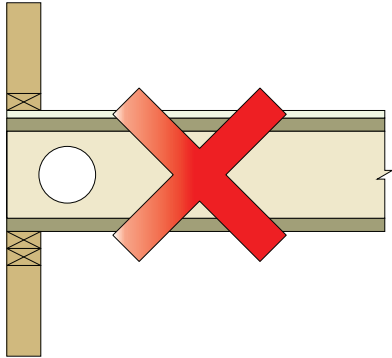
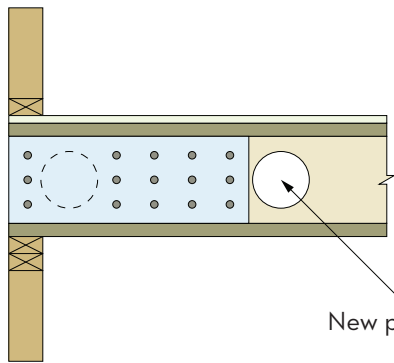
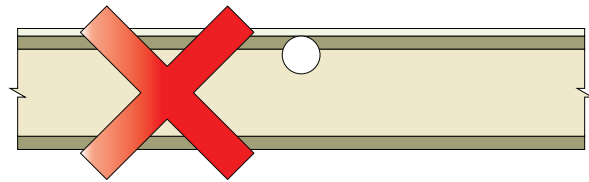


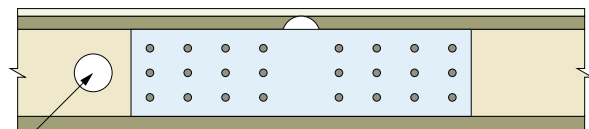
Penetration too large or too close to support



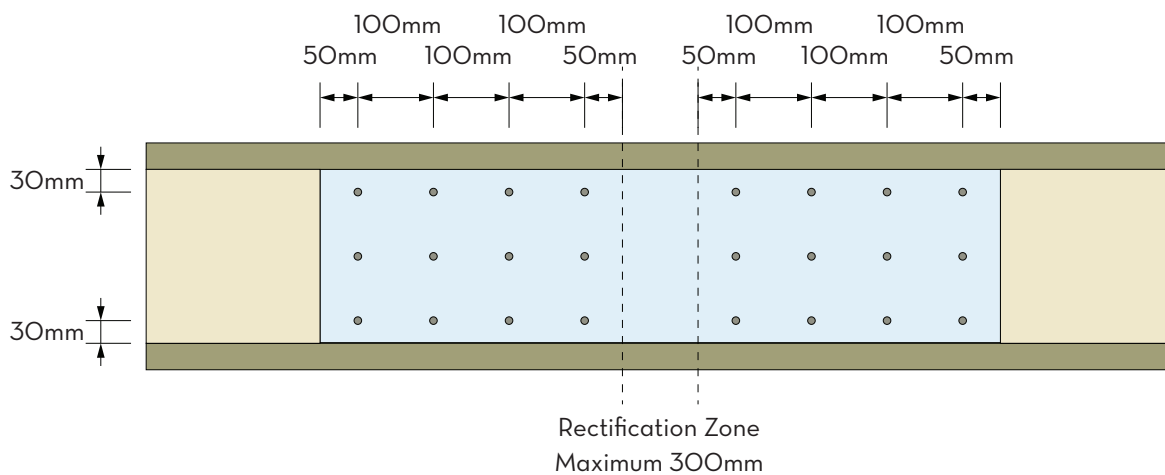
Cutting or damage to top or bottom flange



Web infill fitted to I-Joist extended past both side of the penetration by 400mm minimum



New penetration cut through web in approved locations



NOTES:

1. Details show above are only suitable for use with ITI Spec Joist
2. All plywood to be 24mm+ thick with a minimum grade of F11 or 25mm E12 Laminated Veneer Lumber
3. Stiffening must be fixed to both sides of the I-Joist web
4. Use 8gx50mm screws in the configuration shown above. Screws to be fixed through both sides of the joist i.e. double the number of screws shown above
5. Service holes are not permitted to be cut through web stiffening
6. For hole size and locations refer to the ITI Spec Joist® Installation guide